


Discussion

Sabrina Schulze






Content Management

- ▶ Overview KM SP5
- ▶ Upgrade CM
- ▶ Authoring Process & HTML Editor
- ▶ Properties Metadata Service
- ▶ W2K Security and Mount Service
- ▶ Quick Poll
- ▶ **Discussions**
- ▶ Load Balancing and Hot Reload
- ▶ Flexible UI
- ▶ XML Forms
- ▶ Query Based Taxonomies
- ▶ KM Monitor and Optimization



At the conclusion of this unit, you will be able to:

-  **Know the New Discussion UI for SP5**
-  **Understand the concepts and features of discussion**
-  **Understand the terminology of the discussion services**

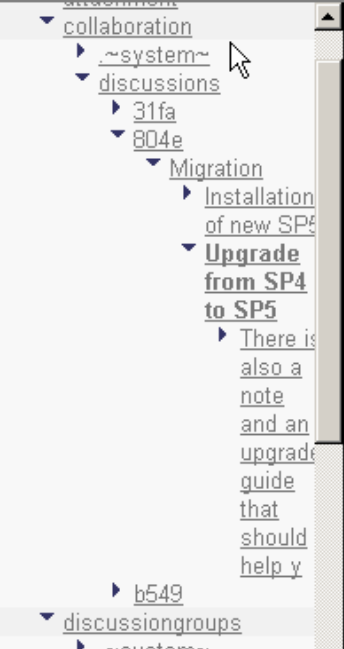
- ✍ **Discussion as hierarchically structured list of thoughts**
- ✍ **A discussion can have one or more topics that participants can post do.**
- ✍ **Discussions are technically linked to a resource**
- ✍ **Users with read permission for the resource can take part in a discussion**
- ✍ **Discussion items are stored as text document in separate database repository**
- ✍ **Starting points for discussions:**
 - ✍ **from any resource via details dialog (document or folder)**
 - ✍ **with Discussion iView**
 - ✍ **with Discussion Group iView**

Discussion Service – Concept of storing

View of the stored Discussion items

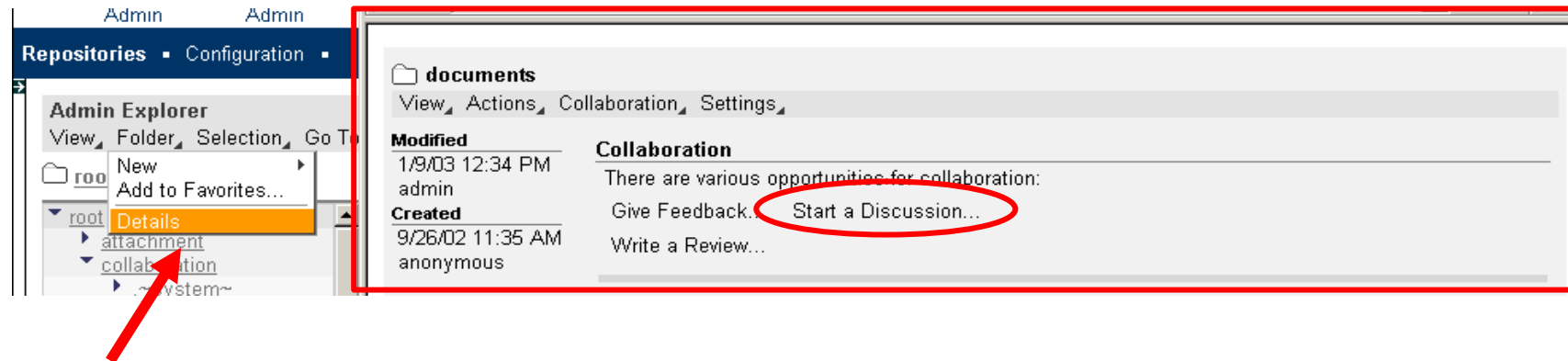
Discussion Resource Repository

root > collaboration > discussions > 804e > Migration > Upgrade from SP4 to SP5

		Name	Size	Lock	Modified	Modified By
	<input type="checkbox"/>	There is also a note and an upgrade guide that should help y			1/15/03 7:26:56 PM	demo
	<input type="checkbox"/>	Also you should make a backup of everything!! Delete Edit Online	71 Bytes		1/15/03 7:36:14 PM	employee
	<input type="checkbox"/>	Portal and KM need to be Patch 3 Delete Edit Online	58 Bytes		1/15/03 5:15:59 PM	demo
	<input type="checkbox"/>	There is also a note and an upgrade guide that should Delete Edit Online	89 Bytes		1/15/03 7:19:59 PM	employee
	<input type="checkbox"/>	help.y				

Discussion Items

Concept of starting points – via details dialog



Concept of starting points – via discussion iView

The screenshot shows the SAP iView interface. At the top, a navigation bar includes links for Home, KM Examples, My Pages, My News, My Work, My Info, Personal, and Self-Services. The 'My Info' link is circled in red. On the left, a sidebar titled 'You are here:' shows a tree structure with 'My Info' expanded, containing 'My Documents', 'Public Documents', 'Categories', 'Discussions and FAQs' (circled in red), and 'My Subscriptions'. Below this is a 'Contents of Links' section with an 'Edit Link List' link. The main content area is titled 'Discussion' and contains a 'General' section with a description: 'A discussion consists of one or more discussion topics. Within a topic, each user may reply to other users' posts and receive notifications concerning new posts using subscriptions.' To the right of the text is a 'Sort By' dropdown set to 'Topic Date' with an up/down arrow. Below the text is a table with two rows of discussion topics. The table has columns for Topic, Author, Posts, Last Post Date, and Last Post By. At the bottom right of the discussion section is a 'Topics per Page' dropdown set to '5'. At the very bottom of the discussion section are four buttons: 'New Discussion Topic', 'Add To Favorites', 'Subscribe to Discussion', and 'Delete Discussion'.

Navigation Bar: Home, KM Examples, My Pages, My News, My Work, My Info, Personal, Self-Services

Left Sidebar:

- You are here:
- My Info
 - My Documents
 - Public Documents
 - Categories
 - Discussions and FAQs**
 - My Subscriptions
- Contents of Links
- [Edit Link List](#)

Discussion Section:

General

A discussion consists of one or more discussion topics. Within a topic, each user may reply to other users' posts and receive notifications concerning new posts using subscriptions.

Sort By: Topic Date

Topic	Author	Posts	Last Post Date	Last Post By
 this is a new discussion	admin	0		
Another one	admin	0		

Topics per Page: 5

[New Discussion Topic](#) [Add To Favorites](#) [Subscribe to Discussion](#) [Delete Discussion](#)

Concept of starting points – via Discussion Group iView

The screenshot shows the SAP iView interface. At the top, the SAP logo is on the left, and a search bar with 'Search' and 'Personalize' buttons is on the right. Below the search bar is a navigation bar with links: 'My Pages', 'KM Examples', 'Content Manager', and 'KM Admin'. Below this is a secondary navigation bar with links: 'Admin Explorer', 'Consumer Explorer', 'Legacy Explorer', 'News Explorer', 'News Browser', and 'Discussion Groups'. The 'Discussion Groups' link is circled in red. The main content area is titled 'Folders in Discussion Group' and shows a tree structure with 'Discussion Group' and 'New Folder'. Below this is a section titled 'Documents in Discussion Group' with a 'Sort by' dropdown set to 'Name'. A list of documents is shown, including 'neue coole discussion.dsc', 'Neue Diskussion.dsc', 'new.dsc', and 'test more than 1024 character.dsc'. To the right of the documents is a 'Topics' section with a list of topics and their counts. A 'Quick P' sidebar is visible on the right with a search bar and a 'Yes/No' scale.

Navigation Bar: My Pages | **KM Examples** | Content Manager | KM Admin

Secondary Navigation Bar: Admin Explorer | Consumer Explorer | Legacy Explorer | News Explorer | News Browser | **Discussion Groups**

Folders in Discussion Group

- Discussion Group
 - [Details](#) | [New Folder](#)
- New Folder
 - [Details](#) | [Delete](#)

Documents in Discussion Group Sort by: Name

[New Discussion](#)

Name	Topics
neue coole discussion.dsc	1 See Also Details Delete
Neue Diskussion.dsc	0 See Also Details Delete
new.dsc	1 See Also Details Delete
test more than 1024 character.dsc	0 See Also Details Delete

Discussion Service – Prerequisites I

- ✎ Repository for saving Collaboration Data must be defined.
- ✎ Type of repository for saving Collaboration Data should be CM with persistence mode db, because of long GUID's (resource names) that might cause trouble in the filesystem.

The screenshot shows the SAP KM Admin Configuration page. The left sidebar contains a navigation menu with 'Folders' and 'Classes' sections. Under 'Classes', 'CM Repository (9)' is highlighted with a red circle. The main content area displays a table of CM Repository configurations. The table has columns: Name, Description, Prefix, Repository ID in Database, Root Directory, Root Directory Versions, Windows Landscape System, Active, Internal Links Dynamic, and Pr V Hi. The 'collaboration' row is circled in red. Above the table, there is a text block explaining the persistence mode and a warning about deleting configuration objects.

Configuration

Update Queueing

You are here:

- [Configuration](#)
- [Content Management](#)
- [Repository Managers](#)

Folders

- [Lotus Notes Display](#)
- [Name Definitions](#)
- [Security Manager](#)
- [HTML Property Extractors](#)
- [Web Sites](#)

Classes

- [CM Repository \(9\)](#)
- [Content Exchange Repository \(1\)](#)

A CM repository manager stores documents and folders in the filesystem or in the database, depending on its persistence mode. It stores document properties and other metadata in the database. When data are stored in the filesystem, a "Root Directory" must be specified. In persistence mode "FSDB", the "Root Directory for Versions" must also be specified. CM repository managers must use a dedicated connection pool.

CM Repository (Deleting configuration objects requires servlet engine restart)

Filter

	Name	Description	Prefix	Repository ID in Database	Root Directory	Root Directory Versions	Windows Landscape System	Active	Internal Links Dynamic	Pr V Hi
<input type="checkbox"/>	Sabrina_test		/sab_test	sabtest				✓		
<input type="checkbox"/>	attachment		/attachment	attachment				✓		
<input type="checkbox"/>	collaboration		/collaboration	collaboration				✓		
<input type="checkbox"/>	discussiongroups		/discussiongroups	discussiongroups				✓		

Discussion Service – Prerequisites II

- ✎ The discussion repository service has to be active in the configuration of Content Management

Configuration

Update Queueing

You are here:

- [Configuration](#)
- [Content Management](#)
- [Repository Services](#)

Folders

- [Subscription Event Mapping](#)

Classes

- [Application Properties Service \(1\)](#)
- [Comments Service \(1\)](#)
- [Discussion Service \(1\)](#)
- [Event Logging Service \(1\)](#)

Discussion Service (Any configuration change requires servlet engine restart)

	Name	Root	Only Folders Enabled	Repository
<input type="checkbox"/>	discussion	discussions	✓	collaboration

Page 1/1

[New](#) [Duplicate](#) [Edit](#) [View](#) [Delete](#)

View "discussion"

Root*

Only Folders Enabled ☒

Repository*

[Edit](#) [Close](#)


Discussion Service – Prerequisites III

- ✍ If you want to enable any user to delete collaboration data you need to register the `service-acl` Service for the repository that contains the primary data.
Without this service only owner of the primary data are allowed to delete feedback, comments etc.

View "documents"

Description						
Prefix (must start with /)*	/documents					
Repository ID in Database*	documents					
Root Directory						
Root Directory for Versions						
Windows Landscape System						
Active	<input type="checkbox"/>					
Internal Links Default To Dynamic	<input type="checkbox"/>					
Preserve Version Histories	<input type="checkbox"/>					
Send Events	<input type="checkbox"/>					
Persistence Mode*	DB - All Data in DB					
Property Search Manager	CM Property Search Manager					
Compress content greater than	-1					
Repository Services	<table><thead><tr><th>Name</th></tr></thead><tbody><tr><td>statemngt</td></tr><tr><td>subscription</td></tr><tr><td>svc_acl</td></tr><tr><td>thn</td></tr></tbody></table>	Name	statemngt	subscription	svc_acl	thn
Name						
statemngt						
subscription						
svc_acl						
thn						

Former Discussion Tree Control



Consultants Knowledge Base

[Personalize: Page](#) | [Portal](#) | [Log Off](#)

[Home](#) | [News](#) | [Information](#) | **[Collaboration](#)** | [Teams](#) | [Edit Content](#) | [Edit News](#) | [Edit FG News](#) | [Groups](#) | [GPSO](#) | [Edit Survey](#)

[General discussions](#) | [KM discussions](#) | [Portal discussions](#) | [Mobile discussions](#) | [ProCentS Discussions](#)

General Discussions

Discussion About [General](#)

Novell User alias

Experiences with iPanel?

Q: Deleting entries in iPanel?

drag onto iPanel Component

try detailed navigation or WSC's

iPanel and EP6

Detailed Navigation in iPanel

kein Anlegen von Pages nach der Installation von SP3 möglich

i019862 9/2/02 3:43:21 PM

d038778 5/8/02 2:31:45 PM

d038778 6/7/02 11:38:48 AM

d039097 6/21/02 10:28:29 AM

d039097 6/21/02 10:24:09 AM

d037963 8/16/02 6:12:16 PM

i803508 8/22/02 5:15:46 PM

d034190 5/29/02 10:32:59 AM

Novell User alias

Experiences with iPanel?

Q: Deleting entries in iPanel?

drag onto iPanel Component

try detailed navigation or WSC's

iPanel and EP6

Detailed Navigation in iPanel

kein Anlegen von Pages nach der Installation von SP3 möglich


Hi all,
has anybody made experiences in using the iPanel for navigation (not only for drag and relate)? My customer would like to use it the same way they use the launch pad in the workplace. I do not think it makes a lot of sense but maybe somebody has already implemented a similar solution. Any suggestions?
Does anybody know if and how the iPanel will change in EP6.0?
Thank you for your comments.
Detlev.

How do I delete items I created (i.e. folders, links) in the iPanel? Dragging them to the trash icon does not work.

A drag operation is only possible from the content area (formerly known as iHud) to the iPanel.
For deleting WSC's, this means: you need to display the WSC's in the content area and drag the component you want to delete onto the trash icon in the iPanel.
Norbert

? SAP AG 2002, Title of Presentation, Speaker Name 12

THE BEST-RUN BUSINESSES RUN SAP



Next

Back

Exit

Bookmarks

 **Discussion Groups**

 **Resource related Discussion**

 **Discussion Topics**

 **Discussion Posts**

 **Discussion Branch**

Discussion Groups

- ✍ Hierarchical grouping of discussions on various topics
- ✍ Discussion Groups can contain subordinate Discussion Groups or Discussions
- ✍ Master iView: `com.sapportals.km.discussiongroups`
- ✍ Groups are saved in repository `discussiongroups`

The screenshot displays the SAP Discussion Forum interface. At the top, there is a navigation bar with links like 'My Pages', 'Content Manager', 'KM Admin', 'Portal Admin', 'Content Admin', 'Portal Monitoring', 'System Configuration', 'Support', 'My Info', 'KM Examples', and 'Diskussionen'. Below this, a sub-navigation bar shows 'Diskussionen' and 'Discussion Forum'. The main content area is titled 'Discussion Forum' and shows a hierarchy of folders: 'sport' and 'Travel'. Under 'sport', there are documents: 'Cycling.dsc', 'BMX, Tandem, Mountain biking, Travel,', 'Golf.dsc', and 'Lumberjack.dsc'. The document 'BMX, Tandem, Mountain biking, Travel,' is circled in red. To the right of the document list, there is a 'Topics' section with three entries, each with a 'Details' and 'Delete' link. The 'Topics' section is also circled in red. The interface includes a search bar, a 'Sort by' dropdown menu, and a 'New Discussion' link.

Subordinate discussion groups

List of discussions

Resource related Discussion

- ✍ Must be linked to a resource (*primary resource*)
- ✍ Comprises several discussion topics
- ✍ Master iView: `com.sapportals.km.uidiscussion`
- ✍ Possibilities of Configuration
 - ✍ Title
 - ✍ Description
 - ✍ Breadcrumb

Diskussion 2

Sort By Topic Date

	Topic	Author	Posts	Last Post Date	Last Post By
	SP 5 feedback	d034136	0		
	Christmas dinner	d034136	0		
	test8	User01			

Discussion

[Sport](#)

New Discussion Topic Add To Favorites Subscribe to Discussion Delete Discussion

A discussion consists of one or more discussion topics. Within a topic, each user may reply to other users' posts and receive notifications concerning new posts using subscriptions.

Discussion [discussions](#) > [Sport](#)



Sort By Topic Date

Topic	Author	Posts	Last Post Date	Last Post By
Cycling	d034136	0		


Topics per Page 5


New Discussion Topic Add To Favorites Subscribe to Discussion Delete Discussion


Discussion Topics

-  Main discussion item
-  Discussion item with a subject

A discussion consists of one or more discussion topics. Within a topic, each user may reply to other users' posts and receive notifications concerning new posts using subscriptions.

Sort By 





	Topic	Author	Posts	Last Post Date	Last Post By
	Upgrade from SP4 to SP5	d034136	0		
	Upgrade to SP5	d034136	0		

[New Discussion Topic](#) 

New Discussion Topic for "Everything about upgrading to SP5"

Create a title for the discussion topic above. In the text area below you can describe the topic in more detail.

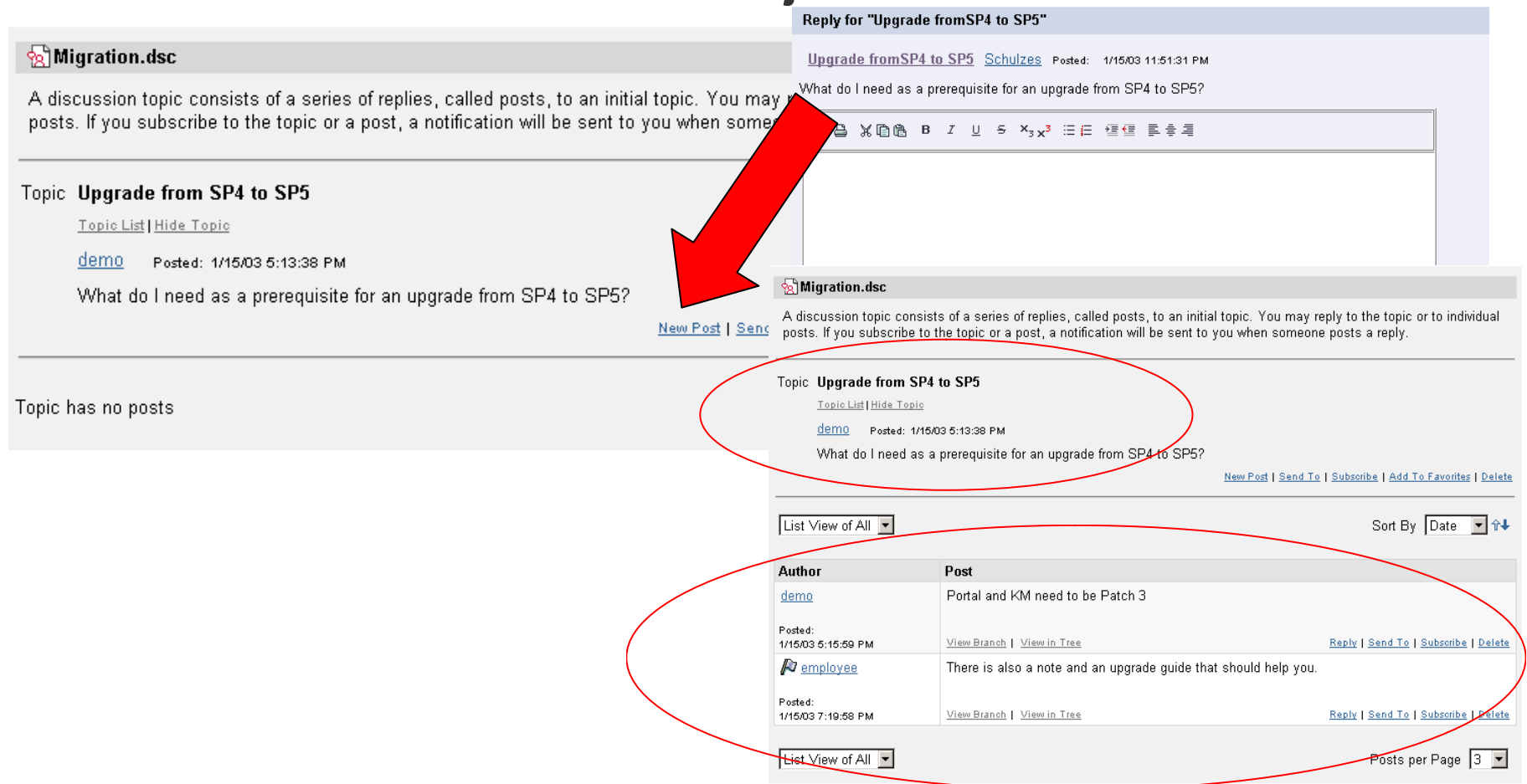
Subject*

    **B** U x_3



Discussion Posts

-  Document contributed within a discussion branch
-  Discussion item without a subject



Migration.dsc

A discussion topic consists of a series of replies, called posts, to an initial topic. You may reply to the topic or to individual posts. If you subscribe to the topic or a post, a notification will be sent to you when someone posts a reply.

Topic **Upgrade from SP4 to SP5**

[Topic List](#) | [Hide Topic](#)

[demo](#) Posted: 1/15/03 5:13:38 PM

What do I need as a prerequisite for an upgrade from SP4 to SP5?

[New Post](#) | [Send](#)

Topic has no posts

Reply for "Upgrade from SP4 to SP5"

[Upgrade from SP4 to SP5](#) [Schulzes](#) Posted: 1/15/03 11:51:31 PM

What do I need as a prerequisite for an upgrade from SP4 to SP5?

Migration.dsc

A discussion topic consists of a series of replies, called posts, to an initial topic. You may reply to the topic or to individual posts. If you subscribe to the topic or a post, a notification will be sent to you when someone posts a reply.

Topic **Upgrade from SP4 to SP5**

[Topic List](#) | [Hide Topic](#)

[demo](#) Posted: 1/15/03 5:13:38 PM

What do I need as a prerequisite for an upgrade from SP4 to SP5?

[New Post](#) | [Send To](#) | [Subscribe](#) | [Add To Favorites](#) | [Delete](#)

List View of All Sort By [Date](#)

Author	Post
demo	Portal and KM need to be Patch 3
employee	There is also a note and an upgrade guide that should help you.

List View of All Posts per Page [3](#)

Available actions for a topic or a post are displayed in the bottom-hand corner beneath the topic or post in question

Migration.dsc

A discussion topic consists of a series of replies, called posts, to an initial topic. You may reply to the topic or to individual posts. If you subscribe to the topic or a post, a notification will be sent to you when someone posts a reply.

Topic **Upgrade from SP4 to SP5**

[Topic List](#) | [Hide Topic](#)

[demo](#)

Posted: 1/15/03 5:13:38 PM

What do I need as a prerequisite for an upgrade from SP4 to SP5?

[New Post](#) | [Send To](#) | [Subscribe](#) | [Add To Favorites](#) | [Delete](#)

Topic has no posts

List View of Branch ▾		Sort By Date ▾ ⬆⬇	
Author		Post	
demo		Portal and KM need to be Patch 3	
Posted: 1/15/03 5:15:59 PM		View Branch View in Tree	
List View of Branch ▾		Posts per Page 5 ▾	

Displaying of post is possible via a normal list or in a tree structure

Migration.dsc

A discussion topic consists of a series of replies, called posts, to an initial topic. You may reply to the topic or to individual posts. If you subscribe to the topic or a post, a notification will be sent to you when someone posts a reply.

Topic: **Upgrade from SP4 to SP5**

[Topic List](#) | [Show Topic](#)

Tree view

Tree View of All ▾

Posts

Upgrade from SP4 to SP5

Portal and KM need to be Patch 3

There is also a note and an upgrade guide that should help y

Post by [demo](#) Posted: 1/15/03 5:13:38 PM

What do I need as a prerequisite for an upgrade from SP4 to SP5?

[Reply](#) | [Send To](#) | [Subscribe](#) | [Delete](#)

Sort By ▾

Date

Author

Topic: **Upgrade from SP4 to SP5**

[Next Topic](#) | [Topic List](#) | [Hide Topic](#)

[demo](#) Posted: 1/15/03 5:13:38 PM

What do I need as a prerequisite for an upgrade from SP4 to SP5?

[New Post](#) | [Send To](#) | [Subscribe](#) | [Add To Favorites](#) | [Delete](#)

List View of All ▾


Sort By ▾

Author	Post
demo	Portal and KM need to be Patch 3
	View Branch View in Tree Reply Send To Subscribe Delete
employee	There is also a note and an upgrade guide that should help you.
	Replies: 1 View Branch View in Tree Reply Send To Subscribe Delete
demo	In Response to Post by employee
	Replies: 1 View Branch View in Tree Reply Send To Subscribe Delete
demo	In Response to Post by demo
	Replies: 1 View Branch View in Tree Reply Send To Subscribe Delete
employee	Also you should make a backup of everything!!
	View Branch View in Tree Reply Send To Subscribe Delete

Discussion Branch

 Hierarchically structured list of discussion posts


 From topic down to the leaves

 **Migration.dsc**

A discussion topic consists of a series of replies, called posts, to an initial topic. You may reply to the topic or to individual posts. If you subscribe to the topic or a post, a notification will be sent to you when someone posts a reply.

Topic **Upgrade from SP4 to SP5**
[Topic List](#) | [Hide Topic](#)
[demo](#) Posted: 1/15/03 5:13:38 PM
What do I need as a prerequisite for an upgrade from SP4 to SP5?

[New Post](#) | [Send To](#) | [Subscribe](#) | [Add To Favorites](#) | [Delete](#)

List View of All 1-3 4-4 ≥ >> / 4 Sort By Date 

Author	Post
demo Posted: 1/15/03 5:15:59 PM	Portal and KM need to be Patch 3 View Branch View in Tree Reply Send To Subscribe Delete
employee Posted: 1/15/03 7:19:58 PM	There is also a note and an upgrade guide that should help you. Replies: 1 View Branch View in Tree Reply Send To Subscribe Delete
demo Posted: 1/15/03 7:22:46 PM	In Response to Post by employee Can you tell which note? Replies: 1 View Branch View in Tree Reply Send To Subscribe Delete




List View of All 1-3 4-4 ≥ >> / 4 Posts per Page 3


Ideas of new concepts are

- ✍ **Topic a new discussion item type**
- ✍ **Separation between a topic and a post**
- ✍ **Posts without subject**
- ✍ **Navigation through contributions with**
 - ✍ **Paging**
 - ✍ **Items per Page**
 - ✍ **Sorting**
- ✍ **Cross navigation between list and tree view**
- ✍ **Branching of discussion posts to filter relevant information**
- ✍ **Show post in tree to get discussion structure information**

New Discussion Concepts II

Use Services

-  **Subscription**
-  **Add to Favorites**
-  **Send To**

Sort By 

	Topic	Author	Posts	Last Post Date	Last Post By
	Upgrade from SP4 to SP5	d034136	0		
	Upgrade to SP5	d034136	0		

Topics per Page

[New Discussion Topic](#) [Add To Favorites](#) [Subscribe to Discussion](#) [Delete Discussion](#)

Contents of favorites

 [Migration](#)

[Organize Favorites](#)

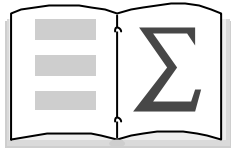
Recent Notifications 

[Subscriptions \(2/2\)](#) [Clear](#)




[Migration](#)



Posts	Post by demo Posted: 1/15/03 5:13:38 PM
<div><div>Upgrade from SP4 to SP5</div><div>Portal and KM need to be Patch 3</div><div><div>There is also a note and an upgrade guide that should help y</div><div><div>Can you tell which note?</div><div>The upgrade guide should be found at the service marketplace</div></div></div></div>	



You are now able to:

-  **Know the New Discussion UI for SP5**
-  **Understand the concepts and features of discussion**
-  **Understand the terminology of the discussion services**